

Storyboard Terminology

www.panoply.org.uk

Shots




Long Shot (L/S)

Shot showing figures in context. The whole vase can be seen, with the figures on the surface. Background may or may not be blank.



Medium Shot (M/S)

Shot focusing on part of the vase. May show a whole panel of decoration or figures. Handles, surface edge and neck of vase may be visible.



Close Up (C/U)


Shot focused on some detail of a figure or action (often a face). Edges of the vase are not visible.

Transitions




The change from one shot to another is called a 'transition'. With cuts, the transition is sudden.


Here we have a L/S view of two men with the whole vase visible...




...which **cuts to** a shot of the body of the vase, as Nike arrives.



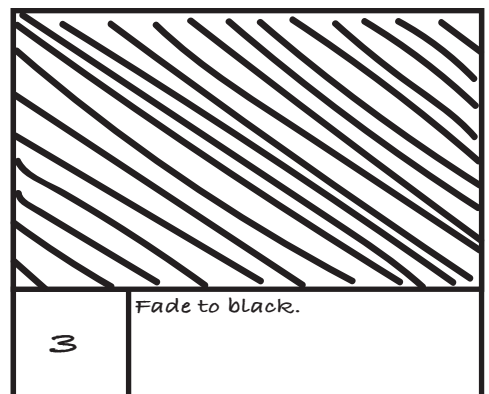
If you need more than one frame to show the action, write '(shot type' eg M/S) **continues**' in your description.



While cuts create a sudden transition, **dissolves** take a few seconds to change one shot to another. Dissolves are often used to express the passing of time.



The dissolve between shots 1 and 2 above shows a child turning into an adult. To show that the shot should dissolve, begin the description with 'dissolves to'.



A **Fade to** transition ends a shot slowly. 'Fade to black', or 'Fade to original photo of vase' are common ways to end a vase animation.